



Non-Market Poultry Project Record Book

(ages 8-11)

Name: _____

4-H Club: _____

4-H Leader: _____

4-H Age (as of 1/ 1): _____ Years in Project: _____

Record Started: _____ Record Closed: _____



MICHIGAN STATE | **Extension**
UNIVERSITY



MSU is an affirmative-action, equal-opportunity employer. Michigan State University Extension programs and materials are open to all without regard to race, color, national origin, gender, gender identity, religion, age, height, weight, disability, political beliefs, sexual orientation, marital status, family status or veteran status.

4-H Project Record Book

This Project Record Book has been created specifically for 4-H members enrolled in a poultry 4-H project. Keeping a record book is an important part of the project. It will help you set goals for the project year, record your accomplishments, and provide a place to keep important records on your poultry.

What is a 4-H project? A project is a subject or topic that you learn about in 4-H. In this case, your project is poultry. You learn about your project by attending club meetings and educational workshops and working with adult leaders and other 4-H members. You can also learn from field trips and by participating in shows and competitions.

Why complete a record book? A record book is not meant to be a chore. Instead, it is a way for you to learn about your project, as well as other valuable skills such as setting goals, collecting information, evaluating information, tracking costs and expenses, organization, and others.

Completing your 4-H Poultry Project Record Book. At the beginning of the 4-H year you should select one/several of your animals to be your 4-H project animal(s) for the year. Then begin recording all the relevant information on your animal in your record book monthly. It is important to keep your record book up to date, so that completing it doesn't become a chore at the end of the year.

What are your goals for this year's poultry project? _____

Summary of Accomplishments: _____

Member Signature _____ Leader Signature _____

Poultry Project Details

Beginning Project Picture Here

Name of Animal: _____ Identification: _____

Breed: _____ Variety: _____

Date of Hatch: _____ Age: _____

Select Proper Term:

____ Cockerel ____ Pullet ____ Hen ____ Cock ____ Drake ____ Tom

Other: _____

Years in Poultry Project: _____

How did you acquire your animal?

- I purchased my animal (farm / breeder name):

- My project was born on our family farm

- Other:

Purchase Price or beginning estimated value of animal:

\$ _____

Poultry Project Details

How many birds are in your flock? _____ Number of Layers _____

What are their breeds? _____

What is the main purpose for your project's breed?

What plans do you have for your poultry project?

Why did you choose this project?

General Management

Draw a picture of your brooding area/coop, light/heat sources, feed/water area, and any other details you would like to add:

Feed Tags

Insert a copy of your feed tags here

Project Knowledge

Fill in the blanks:

bathe
beaks
chick
combs
eggs

feathers
hen
jungles
nest
pecking order

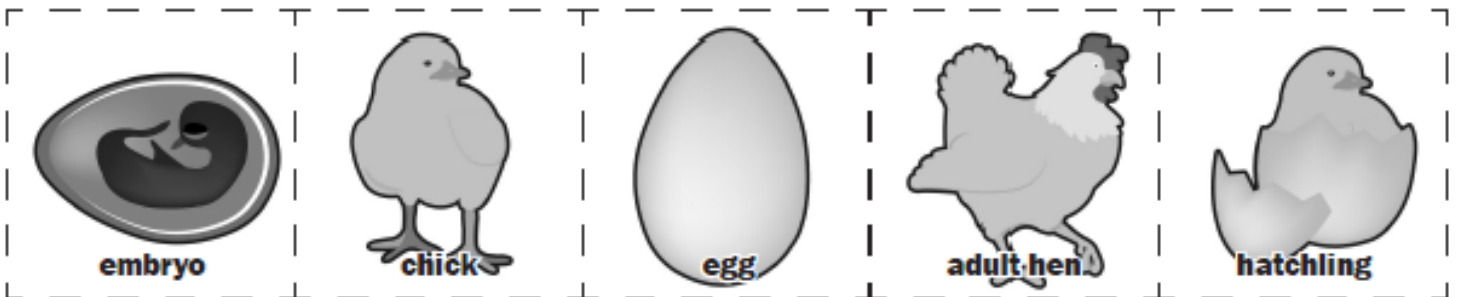
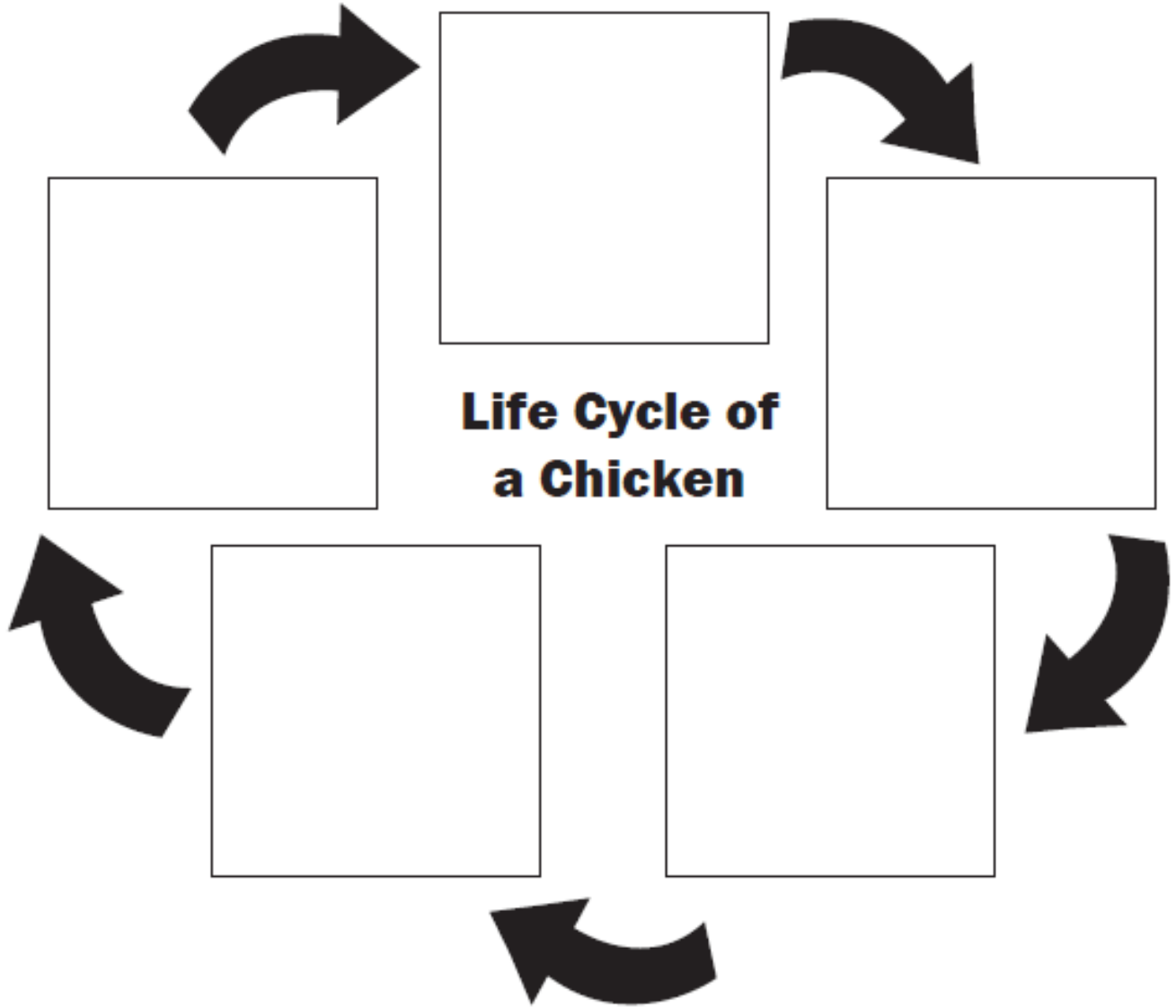
preen
roost
rooster
spurs
wattles

1. A male chicken is called a _____.
2. A female chicken is called a _____.
3. A baby chicken is called a _____.
4. Hens lay _____.
5. Roosters have pointed _____ on their legs to help protect their families and themselves from anyone who might try to harm them.
6. Chickens' skin is covered with _____.
7. Chickens use their _____ to eat, learn about objects, protect themselves, hold things, and groom themselves.
8. Chickens don't like getting wet so they use dirt to _____. They do this by kicking and ruffling dirt through their feathers to remove bugs. It helps them stay nice and clean.
9. Chickens want to be beautiful, so they often _____ themselves. They do this by fluffing their feathers out and using their beaks to removed damaged feathers and put protective oils on them.
10. When a chicken is about to lay eggs, she will build a _____.
11. Chickens in the wild come from the _____ of Southeast Asia.
12. At night, chickens like to _____ in tree branches or on poles when they sleep.
13. A _____ helps chickens get along with each other and prevents fighting.
14. When chickens are healthy and happy, the _____ on the tops of their heads stand straight up.
15. Chickens who know and have been treated kindly by humans usually enjoy having their _____ stroked. Those are the flaps of skin underneath their beaks.




Project Knowledge

Color, cut and paste the pictures below, in the correct order on the life cycle chart.



Identifying Parts of Poultry

Parts of a Chicken



| | | | | |
|------|---------|------|--------|------|
| beak | tail | toes | shank | eye |
| wing | wattles | comb | breast | claw |

Project Review

(Use additional pages if needed)

List below any interesting things you did with/learned about/or write a story about your animal. How often did you work with your project area throughout the year, to prepare them for fair?

Project Pictures

(Use additional pages if needed)

Extra Credit

This is not mandatory! Complete any of the following, if you would like the judges to consider extra credit for your overall record book scoring.

- 1. Additional pictures of 4-H'er with project species.**
- 2. Decorate your book.**
- 3. Write an essay on the topic of your choice, within the project area.**
- 4. Additional projects based on 4-H curriculum at MSU Extension office.**
- 5. Design a barn/coop diagram.**
- 6. Interview an APA judge.**
- 7. Find information from APA on breed clubs/associations.**
- 8. Photography report.**
 - a. My project animal**
 - b. Show/farm visit**
- 9. By-products of (or associated to) your project species**
- 10. Environment science (what to consider with your project animal)**

My 4-H Poultry Project Record Book Score Sheet

4-H Member: _____

4-H Club: _____

| Page | | Possible Points | Your Points |
|------|--|-----------------|-------------|
| 1 | COVER SHEET | 5 | |
| | All information is neat and complete. | | |
| 2 | WHY KEEP RECORDS | 5 | |
| | 4-H Member and Leader signed book. | | |
| 3-4 | POULTRY PROJECT DETAILS | 10 | |
| | All information is neat and complete. All questions are answered. Photo from start of project. | | |
| 5 | GENERAL MANAGEMENT | 10 | |
| | Information is neat and complete. | | |
| 6 | FEED TAGS | 10 | |
| | Insert copy of feed tags | | |
| 7 | PROJECT INVENTORY AND EXPENSES | 5 | |
| | Information is neat and complete | | |
| 8-10 | POULTRY KNOWLEDGE | 30 | |
| | The diagram chosen matches the species of their project animal. Information is neat and complete. All answers are complete and correct. | | |
| 11 | PROJECT REVIEW | 15 | |
| | Information neat and complete. | | |
| 12 | PROJECT PICTURES | 10 | |
| | Has at least 3 pictures of their animal with captions. | | |
| | TOTAL POINTS - Non-Market Poultry Only A: 100 - 80; B: 79 - 60; C: 59 - 30 | 100 | |
| 13 | Extra Credit (any additional points (up to judge's discretion) or can be used to break a tie) | | |